



# TIPS FOR POWERPOINT PRESENTATIONS


Guidelines for Students



SCHOOL LIBRARY RESOURCE CENTRE  
Vancouver School Board

# Death by Powerpoint

<http://www.youtube.com/watch?v=Rp8dugDbf4w>



# COLOUR


USE HIGH  
CONTRAST  
COLOURS

DARK ON BRIGHT

BRIGHT ON DARK



# FONTS



- WHICH OF THESE IS EASIER TO READ?
- WHICH OF THESE IS EASIER TO READ?



# FONT RULE:




- San Serif fonts work better in powerpoint presentations:

THESE	NOT THESE
<b>Arial</b> <b>Britannic Bold</b> Lucida Sans Century Gothic Tahoma	<b>Times New Roman</b> Poor Richard <b>Courier</b> Garamond <b>Bookman Old Style</b>



# What is too much?




- More than 6 bullets are too many
- More than 3 font sizes
- More than 30 words ...
- Bad clipart, most sound effects, transitions, flying text, and animations




# What Works?

- Single phrases
- Short lists
- Questions for students
- Quotes
- Photographs
- Video



# A Few More Tips

- Be consistent - use a template
- Have additional content for presentation
- A picture is worth a thousand words
- Practice your delivery
- Deliver with confidence





K.I.S.S.



THE END

